

Product data sheet

Specifications



Modicon M172 Optimized Display 28 I/Os

TM172ODM28R

Product availability: Non-Stock - Not normally stocked in distribution facility

Price*: 395.00 USD

Main

Range of Product	Modicon M171/M172
Product or Component Type	Programmable controllers
Product Specific Application	HVAC control
Variant	Programmable
Total inputs/outputs	28
Discrete input number	8
Discrete output number	1 relay outputs SPDT with independent common 3 relay outputs SPST with same common 2 relay outputs SPST with same common 2 relay outputs SPST with independent common
Discrete output current	3 A relay SPDT 3 A relay SPST
Analogue input number	8 configurable by pair
Analogue output number	2 voltage 0...10 V 2 voltage/current 4...20 mA or 0...10 V or PWM (2 kHz)

Complementary

Number of port	1 CAN port - screw terminal block 1 USB type mini B - USB device port Mini-B 2 RS485 - screw terminal block Modbus serial link or BACnet MS/TP)
Input/output number	8 digital input 8 analog input 4 analog output 8 digital output
Discrete input logic	Sink or source (positive/negative)
Discrete input voltage	24 V AC/DC
Discrete input current	2.5 mA
input impedance	10 kOhm
Analogue input type	impedance 0...1500 hOhm 1 hOhm 10 kOhm impedance 0...300 daOhm 1 daOhm 2 kOhm NTC 103AT-2 Beta 3435 temperature probe - 50...110 °C 0.1 °C 10 kOhm voltage 0...10 V 1 digit > 10 kOhm NTC NK103 Beta 3977 temperature probe - 40...137 °C 0.1 °C 10 kOhm extended) current 0...20 mA/4...20 mA 1 digit < 150 Ohm PTC temperature probe - 55...150 °C 0.1 °C 2 kOhm voltage 0...5 V 1 digit > 20 kOhm absolute or ratiometric) Pt 1000 temperature probe - 200...850 °C 0.1 °C 2 kOhm direct input > 10 kOhm

Price is "List Price" and may be subject to a trade discount – check with your local distributor or retailer for actual price.

Measurement accuracy	NTC NK103 Beta 3977 - 40...+110 °C +/- 1 °C NTC NK103 Beta 3977 110...137 °C +/- 1.9 °C NTC 103AT-2 Beta 3435 - 50...110 °C +/- 1 °C PTC - 55...155 °C +/- 1.1 °C Pt 1000 - 200...-100 °C +/- 10 °C Pt 1000 - 100...-50 °C +/- 2.5 °C Pt 1000 - 50...100 °C +/- 1.5 °C Pt 1000 100...400 °C +/- 2.4 °C Pt 1000 400...850 °C +/- 10 °C 0...20 mA 0...4 mA +/- 2 % of full scale +/- 1 digit 0...20 mA 4...20 mA +/- 1 % of full scale +/- 1 digit 4...20 mA +/- 1 % of full scale +/- 1 digit 0...10 V +/- 1 % of full scale +/- 1 digit 0...5 V +/- 1 % of full scale +/- 1 digit HOhm 0...1500 hOhm +/- 8.5 hOhm DaOhm 0...300 daOhm +/- 2.5 daOhm
Sensor power supply	5 V DC 50 mA supplied by the controller 24 V DC 150 mA supplied by the controller
[Us] rated supply voltage	24 V +/- 10 % AC 20...38 V DC
Power consumption in W	12 W 24 V AC/DC
Realtime clock	Built-in clock, clock drift <= 30 s/month at -4...149 °F (-20...65 °C)
Display type	Backlit LCD - 128 x 64 pixels
Overvoltage category	II
Local signalling	for programmable 1 LED (red) for programmable 1 LED (yellow) for programmable 1 LED (green) for power 1 LED (green)
Mounting Support	Panel mounting with accessory DIN rail
Width	5.7 in (144 mm)
Height	4.3 in (110 mm)
Depth	2.4 in (60.5 mm)
Net Weight	0.7 lb(US) (0.3 kg)

Environment

Directives	2014/30/EU - electromagnetic compatibility 2014/35/EU - low voltage directive
Standards	CAN/CSA-E60730-1 CSA E60730-2-9 EN 60068-2-27 EN 60068-2-6 Fc EN 60730-1 EN 60730-2-9 UL 60730-1 UL 60730-2-9 IEC 61000-4-2 IEC 61000-4-3 IEC 61000-4-4 IEC 61000-4-5 IEC 61000-4-6 IEC 61000-4-11 UL94 (material V0)
Product Certifications	EAC CE cURus CSA RCM
Ambient air temperature for operation	-4...149 °F (-20...65 °C) UL 60730-1 -4...140 °F (-20...60 °C) horizontal UL 60730-1
Ambient Air Temperature for Storage	-22...158 °F (-30...70 °C)

Relative humidity	5...95 % non-condensing
IP degree of protection	IP20
Pollution degree	2
Operating altitude	0...6561.68 ft (0...2000 m)

Ordering and shipping details

Category	US1PC1222537
Discount Schedule	PC12
GTIN	3606481390110
Returnability	No
Country of origin	IT

Packing Units

Unit Type of Package 1	PCE
Number of Units in Package 1	1
Package 1 Height	5.31 in (13.5 cm)
Package 1 Width	3.54 in (9.0 cm)
Package 1 Length	7.48 in (19.0 cm)
Package 1 Weight	13.9 oz (393.0 g)
Unit Type of Package 2	S02
Number of Units in Package 2	6
Package 2 Height	5.91 in (15.0 cm)
Package 2 Width	11.81 in (30.0 cm)
Package 2 Length	15.75 in (40.0 cm)
Package 2 Weight	5.853 lb(US) (2.655 kg)

Sustainability

Green Premium™ label is Schneider Electric's commitment to delivering products with best-in-class environmental performance. Green Premium promises compliance with the latest regulations, transparency on environmental impacts, as well as circular and low-CO₂ products.

Guide to assessing product sustainability is a white paper that clarifies global eco-label standards and how to interpret environmental declarations.

[Learn more about Green Premium >](#)

[How we assess product sustainability >](#)



Transparency RoHS/REACH

Well-being performance

 Mercury Free

 Rohs Exemption Information [Yes](#)

Certifications & Standards

Reach Regulation [REACH Declaration](#)

Eu Rohs Directive Pro-active compliance (Product out of EU RoHS legal scope)

China Rohs Regulation [China RoHS declaration](#)

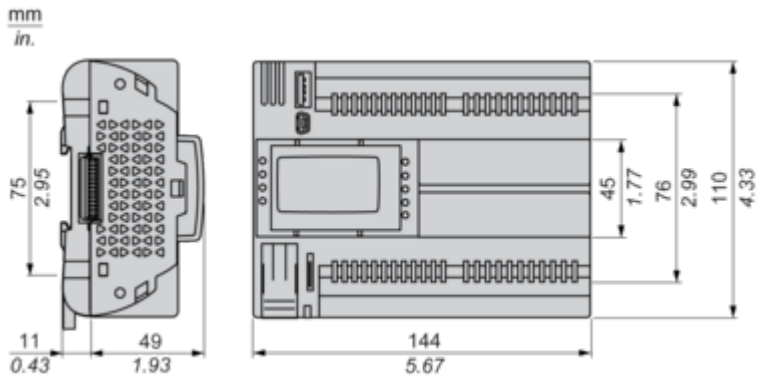
Environmental Disclosure [Product Environmental Profile](#)

Circularity Profile [End of Life Information](#)

California Proposition 65 WARNING: This product can expose you to chemicals including: Lead and lead compounds, which is known to the State of California to cause cancer and birth defects or other reproductive harm. For more information go to www.P65Warnings.ca.gov

Dimensions Drawings

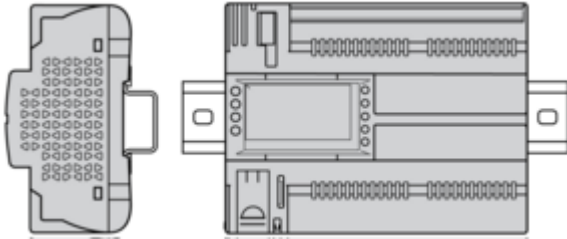
Dimensions



Mounting and Clearance

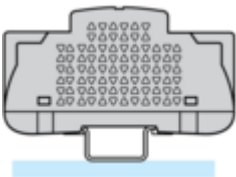
Mounting Positions

Correct Mounting Position

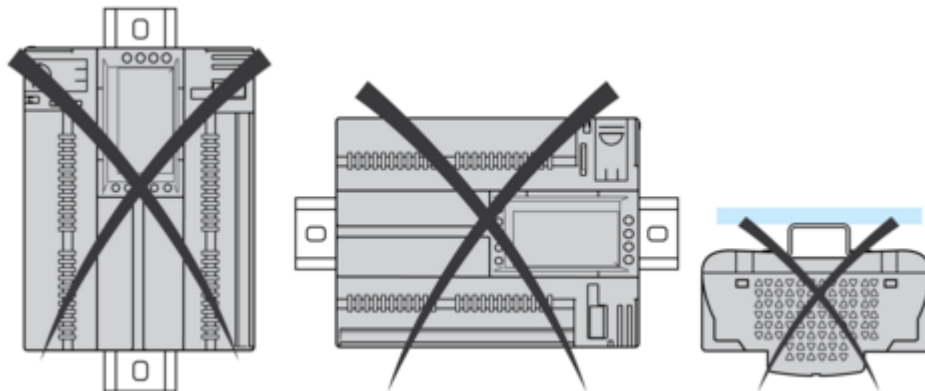


Acceptable Mounting Position

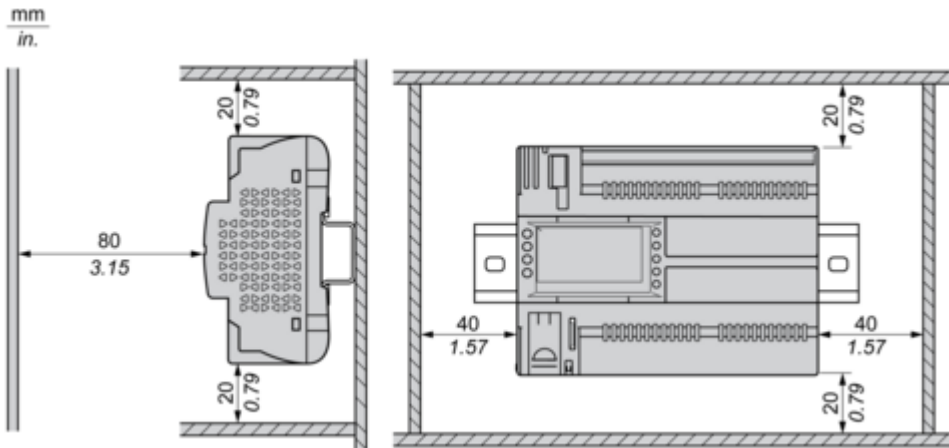
Controller can be mounted horizontally upward with a temperature derating (maximum ambient temperature: 60 °C (140 °F)).



Incorrect Mounting Position

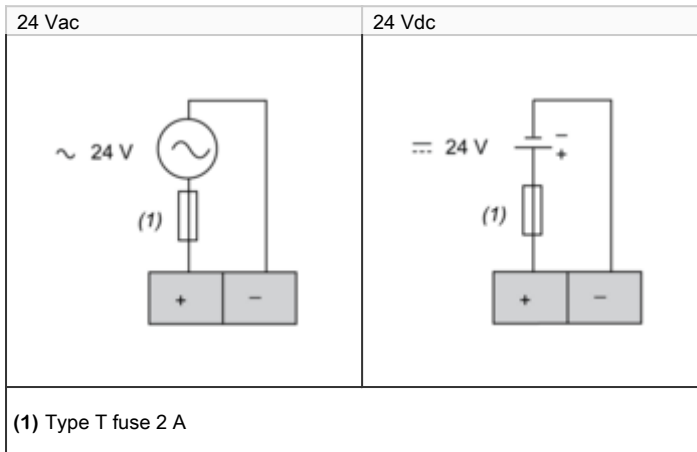


Clearance

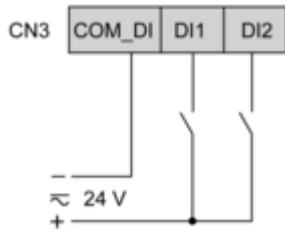


Connections and Schema

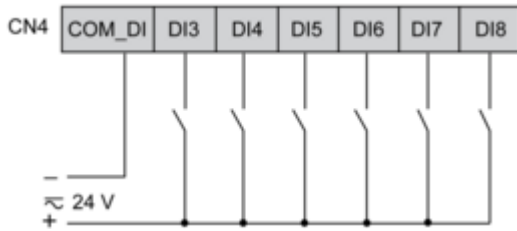
Power Supply



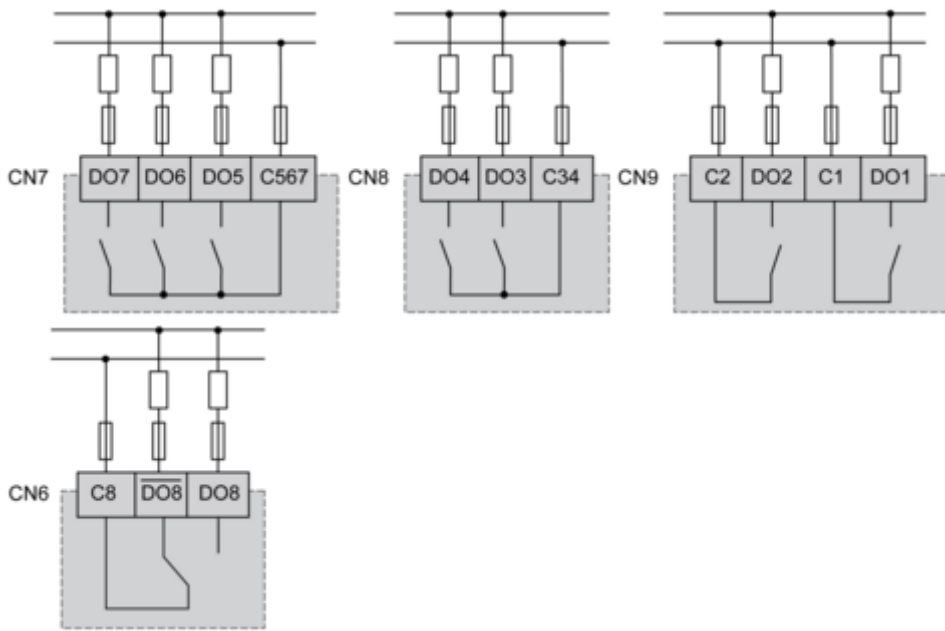
CN3 Fast Digital Inputs



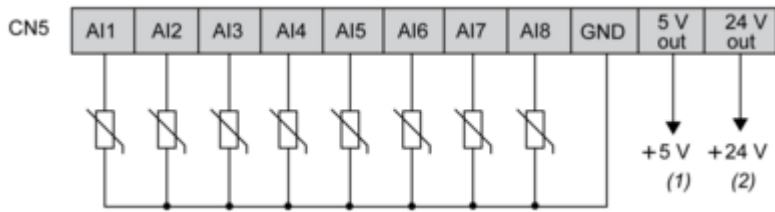
CN4 Digital Inputs



CN7, CN8, CN9, CN6 High Voltage Relay SPST Digital Output

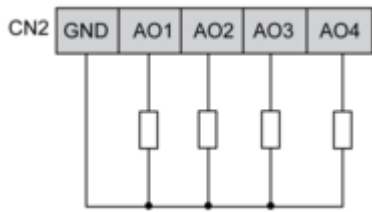


CN5 Analog Inputs



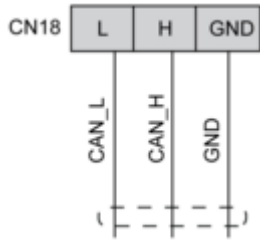
- (1) Max. current : 50 mA.
- (2) Max. current : 150 mA.

CN2 Analog Outputs



AO3, AO4 can be used also as PWM generator, up to 2kHz.

CN18 CAN Expansion Bus Port



CN19, CN1 CAN Expansion Bus Port

